

Index



Coloured Toplights
Page 4



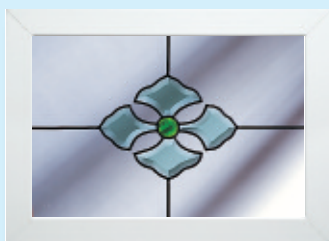
Simple Bevels
Page 8



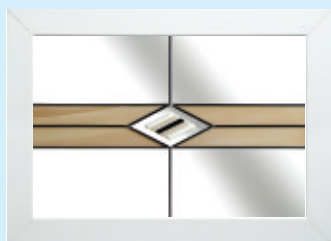
Ornate Bevels
Page 10



Bevels with Colour
Page 12



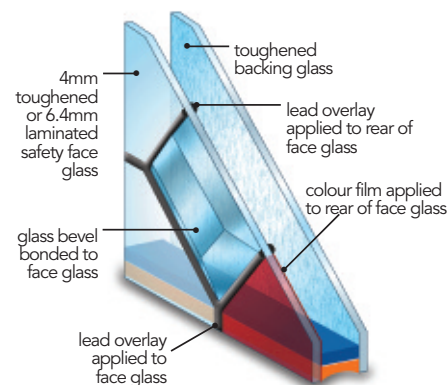
Jewels
Page 14



Fusion Elements
Page 15

Decorative glass has been used through the ages to imbue windows and doors with beauty, style and elegance. This ancient yet timeless craft has enjoyed a revival over the last 20 years as modern home owners have discovered its ability to add character, charm and originality to their PVC doors and windows.

As you browse through our catalogue, you will discover page after page of beautiful design options to suit a broad range of homes and tastes. Whether you live in a modern town house, a traditional suburban home or a country cottage, you'll find a host of stunning styles designed to enhance your home with its own unique personality.



Harnessing leading-edge technology with traditional craftwork

As leaders in the decorative glass market, we have been at the forefront of innovative design and superior craftsmanship for the last 25 years. All the designs in this catalogue are manufactured using a decorative glass technique known as 'Overlay', a method whereby all the materials are applied to the outer leaf of the insulated glass unit.

This creates a truly modern version of leaded glass, which features greater strength and thermal insulation qualities than traditional stained glass. The end result - high performance decorative glass that retains the vibrancy, depth and timeless beauty of traditional stained glass.

The Overlay materials are rigorously tested to prove their suitability for use in modern windows and doors in all climatic conditions from the cold of the Russian winter to the heat of the Australian summer. These materials have proven themselves over 25 years of use in the decorative glass market worldwide to produce outstanding performance and durability. And with a 10 year warranty, you can be confident of enjoying your decorative glass for the lifetime of your windows.



Design Options

Explore our extensive portfolio of designs, ranging from traditional motifs with timeless appeal, to contemporary styles which make a remarkably modern design statement. Let yourself go, get creative and discover the design style that reflects your personality with flair and imagination. Our stunning ranges of decorative glass fall into three distinct categories:

Colour Designs



Using a beautiful combination of lead profiles and coloured glass effect films, we can create designs that will infuse your home with a palette of delicate colour. Create a charming focus in your conservatory or add your own distinctive character to your doors and windows.

Bevelled Glass



Our elegant range incorporates 5mm glass multi-faceted pieces, clusters and shapes which refract and reflect light to create a constant interplay of movement. Choose from clear or coloured bevelled glass designs to create windows and doors of distinction.

Fusion Elements



Traditional stained glass meets modern design in this modern twist. These glass elements are handmade by fusing molten coloured glass together, creating an eye-catching feature. With an extensive spectrum of sumptuous colours to choose from, we can create designs to suit your style.


Bespoke Designs

If it's possible, we'll do it. Each design in this catalogue can be customised with a range of coloured lead profiles, a wide selection of coloured effect films and fused glass tiles. Due to the supremely flexible manufacturing systems we employ, it is also possible to alter the sizes of most designs to create a perfect match with your windows and doors. Our designers use specialised software to ensure that each design is perfectly proportioned before the manufacturing process of your bespoke design takes place.




New for Old

Yesterday's Design with Today's Performance




Over the years, many customers have asked us to replace original lead lights with modern 'overlay' designs. Working with sensitivity and incredible skill, our craftsmen have the ability to restore your original window to its former glory. With an extensive range of colours, textures and glass shapes at our disposal, we can create identical overlays to blend harmoniously with your existing stained glass windows or to create accurate replacements.

Image courtesy of
Ultraframe UK Ltd



FC 1

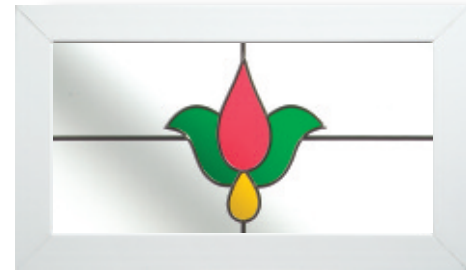


FC 2


Coloured Toplights

The height of understated elegance. Inspired by nature, these beautiful toplights can be used to great effect to enhance your conservatory or windows. Choose from an attractive array of floral or traditional motifs to imbue your windows with a subtle, yet striking refinement.


Each design is delicately traced with refined lead work to draw the eye and create a charming focal point within your home.




FC 3



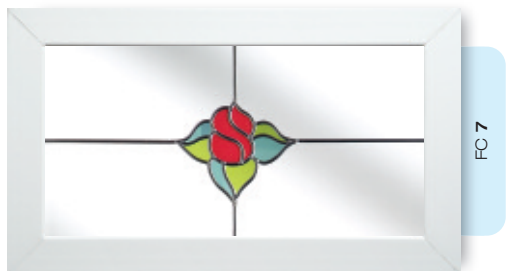
FC 4



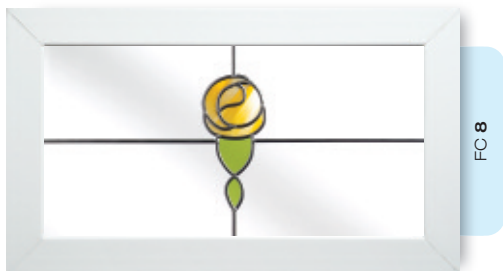
FC 5



FC 6



FC 7



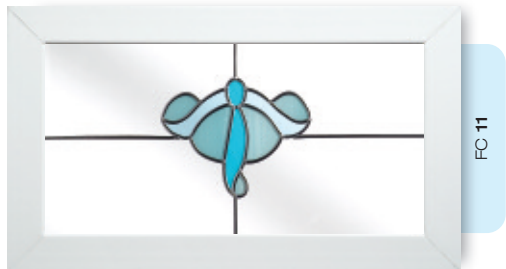
FC 8



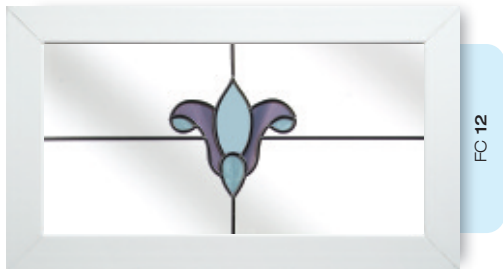
FC 9



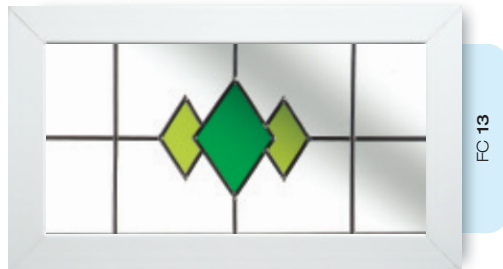
FC 10




FC 11



FC 12

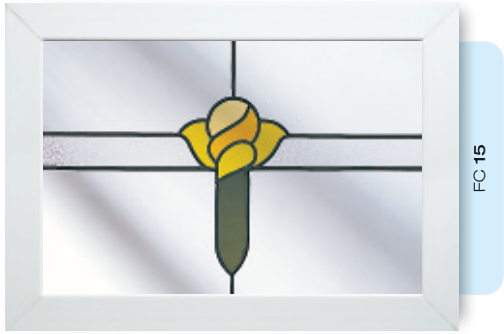


FC 13



FC 14

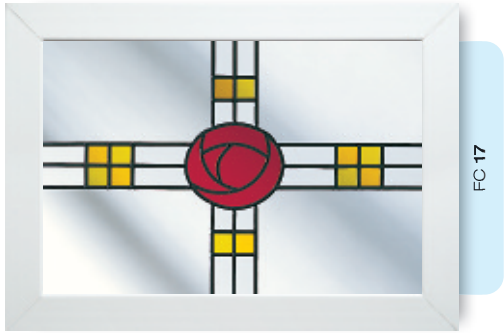





FC 15



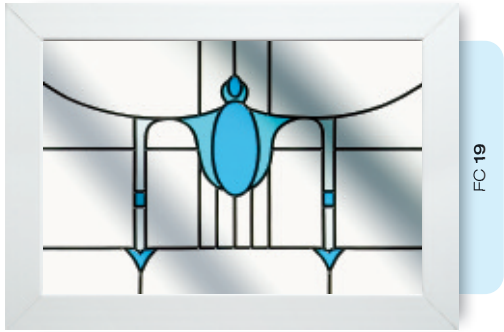
FC 16



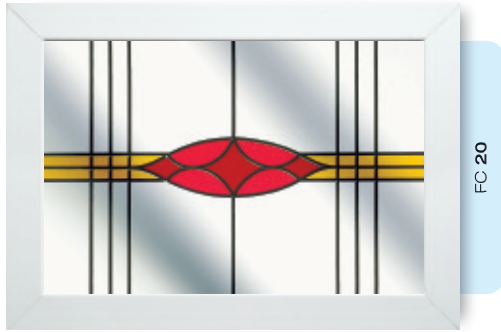
FC 17




FC 18



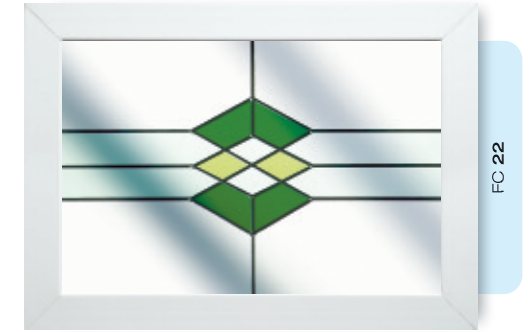
FC 19




FC 20



FC 21




FC 22




FC 23



FC 24




FC 25




FC 26




FC 27



FC 28



FC 29



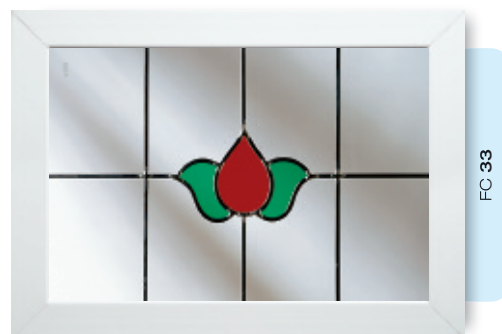
FC 30



FC 31



FC 32



FC 33



FC 34




FC 35




FC 36



FC 37




FC 38



FC 39




FC 40




FC 41



FC 42



FB 1




FB 2


Simple Bevel Designs

Effortlessly elegant. The pure clarity of these simple bevel designs has been created to catch and reflect the light from their multifaceted surfaces. Each beautifully designed piece or cluster, is attractively finished with delicate leadwork.

Light reflecting and easy to clean, this range will complement both town and country houses with timeless style and simplicity.




FB 4



FB 5

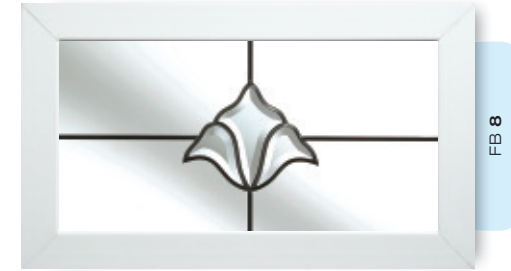


FB 6




FB 7





FB 8




FB 9



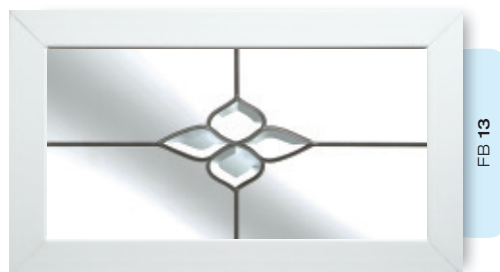
FB 10



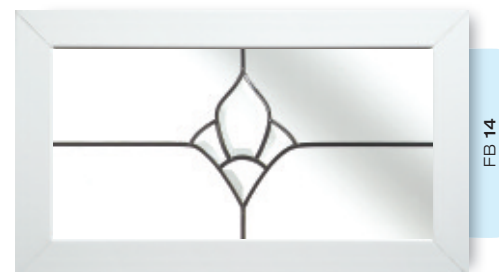
FB 11



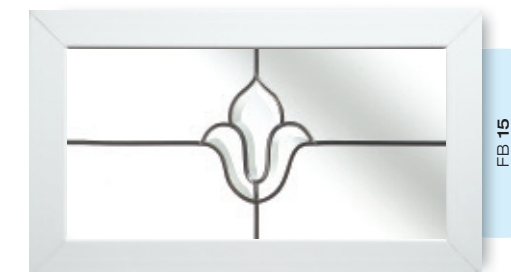
FB 12





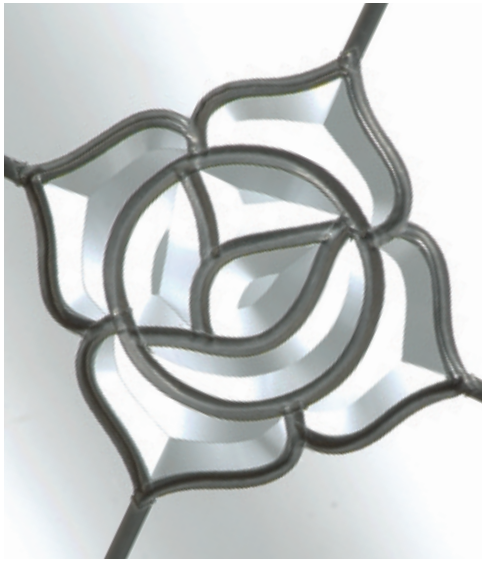
FB 13



FB 14



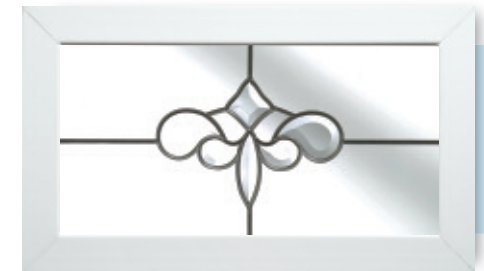
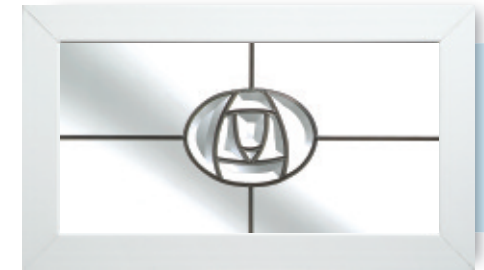

FB 15

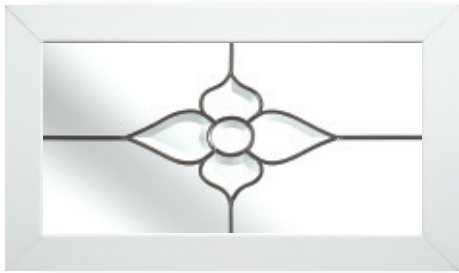


Ornate Bevel Designs


This stunning range of intricately faceted bevel designs offer the ultimate in light reflecting brilliance. Traditional and elegant motifs are encapsulated in leadwork to create an alluring ambience in your conservatory, sitting room or hallway.

Wherever you choose to enjoy these ornate bevels, your home will shimmer and sparkle with the reflected sunlight from their multifaceted surfaces.






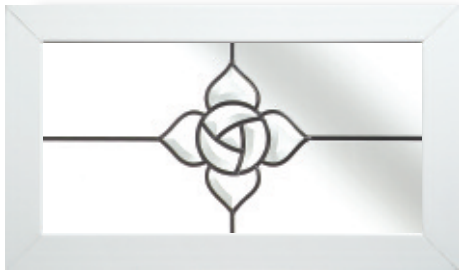
FB 25




FB 26



FB 27



FB 28



FB 31

Shown in Green. Also available in Blue, Bronze and Grey.

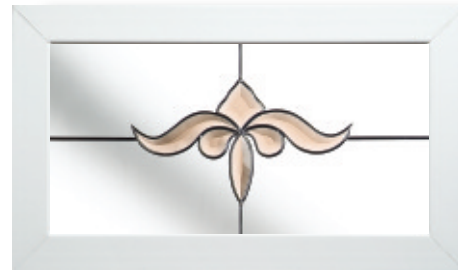


Image courtesy of Ultraframe UK Ltd



FB 32

Shown in Grey. Also available in Blue, Bronze and Green.



FB 33

Shown in Bronze. Also available in Blue, Green and Grey.



FB 34

Shown in Blue. Also available in Bronze, Green and Grey.



FB 35



FB 36

Ornate Bevel Designs with colour

This palette of sumptuous hues reflects the sunlight to create a rainbow of colour within your home. Coordinate the multifaceted bevels with a harmonising border or colour to add a vibrant dash of originality to your bay window.


Size restrictions may apply.



FB 37



FB 38



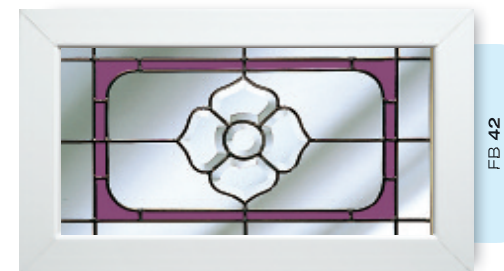
FB 39



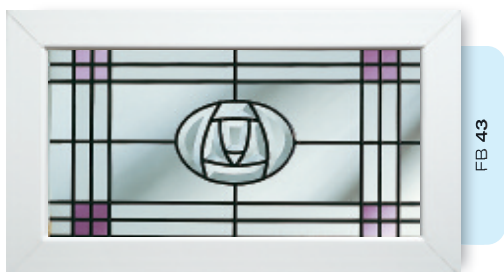
FB 40




FB 41



FB 42



FB 43



FB 44



FB 45



FB 46




FB 47



FB 48



FB 49



FB 50




FB 51




FB 52




FB 53




FB 54



FB 55




FB 56




FB 57



FB 58



FB 59




FB 60




FB 61




FB 62




FB 63



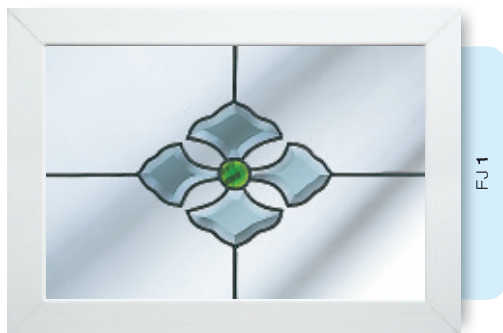
FB 64



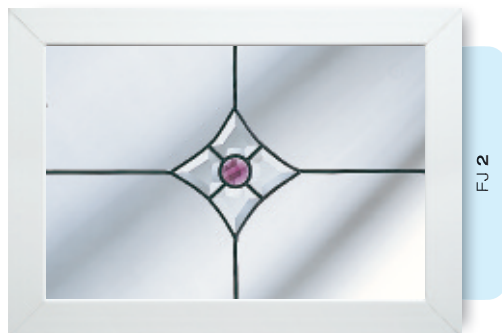
FB 65



FB 44




FU 1



FU 2




FU 3



FU 4

Jewels


The ultimate in opulent window adornment. Each richly coloured cast glass jewel is hand polished ensuring the design of your choice will capture and reflect every nuance of the changing light. We offer 6 coloured options in addition to the clear jewel.




Clear




Amber




Amethyst




Green




Aquamarine




Blue



Red



FU 5

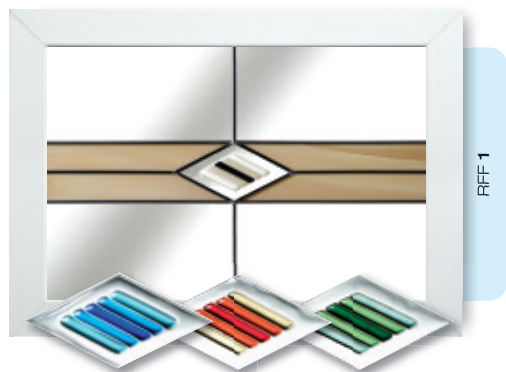


FU 6



FU 7

Glass designs shown as 350 x 520mm




RFF 1




RFF 2

Fusion Designs


These bonded and craftsman produced fused glass tiles combine the timeless appeal of leaded glass with a modern twist. Choose the Fusion tile colour of your choice and even add coloured glass effects to create a unique and contemporary accent to any window.



RFF 3



RFF 4



RFF 5



RFF 6

Technical Information

Size Limitations

The designs shown in this catalogue are as follows:

Fanlights:

500 x 250mm, 520 x 350mm

For Options requiring lead borders:

Single Border: +80mm

Double Border: +130mm

It is possible with all designs to alter sizes but certain elements such as glass bevels, Fusion tiles and glass Jewels are standard sizes so the designs may have to be altered to accommodate.

Material Specifications

Lead profiles

The lead profiles used are manufactured using 99.5% pure lead which is applied to the glass surface with a pressure sensitive acrylic adhesive.

Like any unprotected product exposed to the environment our Natural lead will undergo a level of atmospheric transformation and change colour. This is a normal and expected process and will eventually settle down to take on the 'weathered lead' appearance of traditional lead-lights.

For customers looking for a consistent colour we recommend the use of Antique lead which has a dark gray coating on the surface to protect the lead from weathering. However, with the use of Antique lead it is not possible to solder joints.

For customers using our Brass coloured profiles, these are only recommended for use when encapsulated within a triple glazed unit.

Stained Glass Art Film

All our Stained Glass Art Films are manufactured by hand and no two sheets are ever identical so variations in the pattern and colour density are a feature of the product. On designs where effect

colours are used it is never possible to make an exact reproduction of the design shown in the catalogue. The maximum sheet size for the Stained Glass Art Film is 460mm x 660mm so on certain designs it may not be possible to enlarge without making changes to the design.

Glass Bevels

Our Glass bevels are manufactured from 5mm glass with a typical 12mm bevelled edge. These products are handmade and therefore slight variances in size and bevel width are possible.

Our bevels are bonded to the surface of the glass with a specialist UV Curing adhesive which should remain glass clear for our 10 year guarantee period. Small bubbles in the adhesive layer are common when applying the bevels and are not deemed as a fault.

Fusion Tiles

Our Fusion glass tiles are manufactured by hand and involve melting two or more layers of glass together, it is therefore common to get small air inclusions in the glass. These are a feature of the product and add dimension and contrast to the tile and should not be seen as a fault.

Cleaning and Maintenance

All our decorative glass options should be cleaned regularly using water based proprietary glass cleaners. Always avoid the use of any cleaners that may contain solvents or have an abrasive effect on the surface cleaned.

On newly installed decorative glass it is possible that small white deposits can 'leak' from the edge of the lead. It is important that these are cleaned off the glass and not allowed to run onto the window frames.

Photographic and Printing Limitations

Due to the nature of the printing process, colours in real light conditions may vary slightly from the photographic reproductions in this brochure. Stained Glass Art Film colour samples are available to verify colours.



Regency Glass Limited

Hope Carr Industrial Estate | Butts Street

Leigh | Lancashire | WN7 3AE

Telephone: 01942 262162 / 602096

Fax: 01942 261555

Email: enquiries@regencyglass.co.uk

www.regencyglass.co.uk

Certified to British Standard



EN12150
Lic No. KM34818



EN1279 Part 2 & 3
Lic No. KM22357

Due to the limitations in photographic and printing processes, actual colours may vary from those illustrated in this brochure and should be used for guidance purposes only. We reserve the right to alter specifications without prior notice.

