

SGG BIOCLEAN® 
self-cleaning glass

*Congratulations on choosing SGG BIOCLEAN.
Please follow these maintenance instructions
carefully for best results.*

Applications

SGG BIOCLEAN has been specially designed to remain cleaner for longer than conventional glass. A transparent coating on the external surface of the glass harnesses the power of ultra-violet rays and rain (or water) to break down dirt and grime then wash it clean away.

The coating is totally integrated into the surface of the glass and is highly durable. However, as with all coated glass a certain level of care must be exercised when handling and maintaining SGG BIOCLEAN.

Guidelines for initial contact with SGG BIOCLEAN

● Labels

If the SGG BIOCLEAN label is still attached to the glass carefully peel it off. Care must be exercised when removing the label from the glass to ensure that the special coating is not damaged. Do not use a razor, scraper or wire-wool to detach the label.

● Cleaning for the first time

Wait at least a week before cleaning the product for the first time to ensure all sealants used in its installation are fully set. Start with a rinse or hose-down with clean water and continue, when necessary, with a normal maintenance routine (see reverse).

● Self-cleaning function

During the week after initial installation and clean-down the self-cleaning property of SGG BIOCLEAN will be progressively activated, triggered by exposure to UV light.

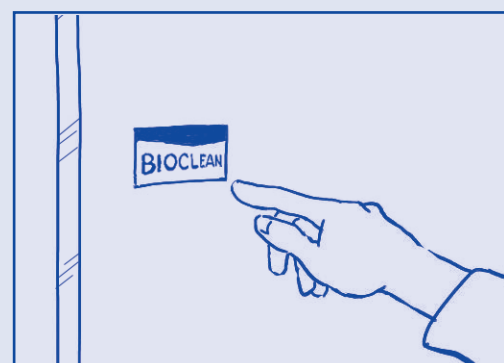
The length of time required to activate the coating by UV rays can vary depending on the season and the orientation of the glass, but is normally within a week.

When the glass is wet a small border of water droplets may appear around the perimeter surface of the glass. This is perfectly normal.

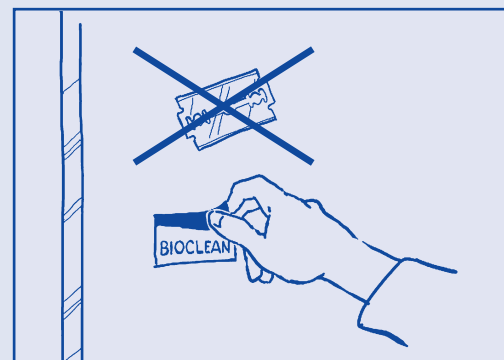
Routine maintenance

SGG BIOCLEAN has a special property which means that the glass stays cleaner for longer than normal glass. The more exposure the product has to both sun and rain, the cleaner it will stay, for longer. However, a number of other factors affect the time it takes for a mark to be naturally removed, such as the level of ambient pollution, atmospheric conditions (e.g. long periods without rain) etc.

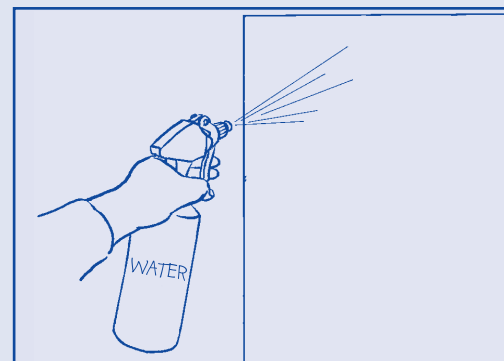
Document B1



SGG BIOCLEAN will arrive with a label on the coated surface.



Carefully peel off the special SGG BIOCLEAN label. Do not use metal tools or abrasives to remove it.



When cleaning for the first time, wait at least one week for the coating to activate then start by simply rinsing with water or a mild window cleaner.

SGG BIOCLEAN is not a '100% maintenance-free' product. Should the glass require occasional cleaning carefully follow these instructions:

● **Cleaning equipment required**

- A soft, clean lint-free cloth or chamois leather
- or a clean, soft non-abrasive sponge
- or a clean, non-metal window squeegee

All equipment must be kept clean. This is to prevent any dirt or abrasive particles transferring from the equipment back onto the glass which may scratch or damage the coating.

● **Cleaning products**

- Clean water will normally suffice. Standard, mild glass-cleaning products can also be used (visit www.selfcleaningglass.com to view our list of recommended cleaning products).
- 'Soft' water is best for cleaning glass. In hard-water areas a small amount of washing-up liquid can be used to soften water.
- For the removal of stubborn marks white vinegar can be used. Always ensure that the vinegar does not come into contact with the frame and that it is washed off the glass after application.
- Vinegar is not to be used as a regular cleaning method.

● **Important**

- Do not use any glass treatment products containing silicones or abrasive particles.
- Do not use any commercial cleaning products which are intended specifically for cleaning elements other than glass.
- Do not use chemical products: soda, bleach, washing powder, white spirit etc.
- Avoid contact with all sharp or abrasive objects including jewellery, buckles, tape measures, razor blades, Stanley knives, scouring pads, steel wool, sandpaper etc.
- Never attempt to clean off a specific mark on the surface of SGG BIOCLEAN without applying water first.

Protection during building/maintenance works

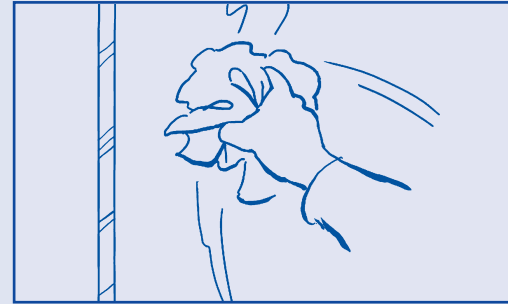
If any other works are taking place in the vicinity of SGG BIOCLEAN then protect with a clean plastic sheet to prevent any splashes or staining from aggressive compounds (paint, varnish, glue, sealant, cement, plaster, mortar, etc). This will also protect the product from abrasive or hot particles (grinding or welding sparks, etc).

Important!

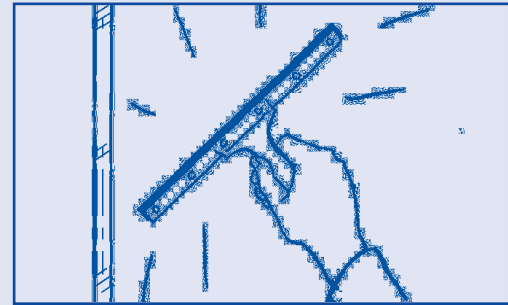
Please retain these instructions for future reference. These instructions must be made known to anyone coming into contact with SGG BIOCLEAN glass e.g. your window cleaner.

SGG BIOCLEAN®  One less chore in life.

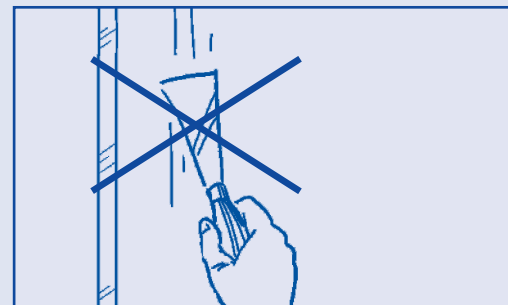
SGG BIOCLEAN and all other devices and logos are registered trademarks of Saint-Gobain.




As and when cleaning is required, the use of a soft, clean sponge or cloth is recommended.



Alternatively a clean, non-metal window squeegee can be used.



Avoid all contact between the glass and metal or abrasive objects.



Avoid all use of aggressive or chemical compounds and abrasive equipment/tools.



Saint-Gobain Glass UK Ltd
Weeland Road, Eggborough
East Riding of Yorkshire
DN14 0FD
Tel: 01977 666100, Fax: 01977 666203

www.selfcleaningglass.com

bioclean@saint-gobain-glass.com

Distributor